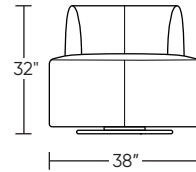


Standard Features:

- Advanced unidirectional suspension system
- Premium high-density, high-resiliency foam seat cushion
- Tight back and seat
- Double-needle top-stitch with thick thread
- Swivel base
- Limited lifetime warranty on frame
- Quick-ship delivery

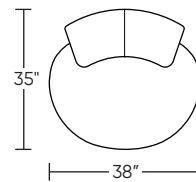
**WLL-CHR-ST (stationary)
WLL-CHS-ST (swivel)**



Options:

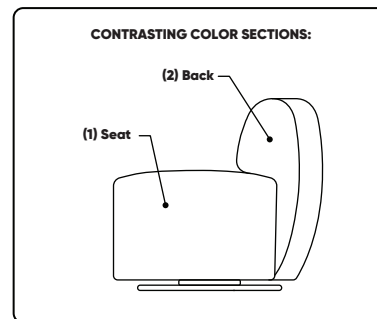
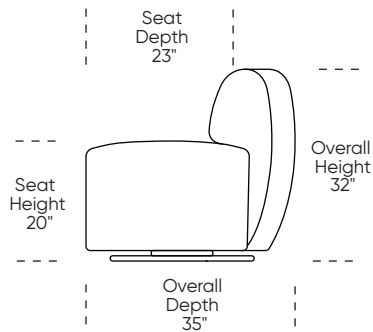
- Contrasting cover available (two tone):
 - Color 1 - Seat (dictates cost)
 - Color 2 - Back
- Contrasting stitch detail available in Bermuda
 - Green, Beige, Black, Brown, Charcoal, Cream, Espresso, Gold Brown, Grey, Lemon, Midnight Blue, and Scarlet thread color
- Hidden feet on stationary chair

**WLL-CHR-ST (stationary)
WLL-CHS-ST (swivel)**



Leg height is 2"

Please use actual leather, fabric, Crypton®, Sunbrella® and Ultrasuede® swatches when specifying furniture as the colors shown may vary due to the printing process.



Scale: 1/4 inch = 1 foot
All dimensions are approximate and subject to change.
Specify components from the sitting position.