

TOKYO


STANDARD FEATURES

- Hard wood frame, seat suspensions in reinforced elastic webbing.
- Seat depth 60 cm - 24".
- Seat height 43 cm - 17".
- Armrest width 26 cm - 10".
- Armrest height 60 cm - 24".
- Seat cushions in polyurethane covered with wadding.
- Back cushions in polyurethane covered with wadding.
- Legs height 15 cm - 6", available in all metallic customizing finishes or wood: - wood finish: noce canaletto
- All corner elements S/DP004, S/DT004, S/DP005, S/DT005 and S/D01 include one C0141 throw pillow free of charge.
- Special stitching CUC 503B.

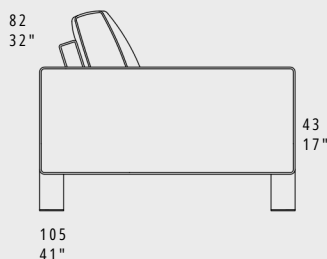
CARATTERISTICHE STANDARD

- Struttura in legno e multistrato, molleggio seduta con cinghie elastiche.
- Profondità seduta 60 cm.
- Altezza seduta 43 cm.
- Larghezza braccio 26 cm.
- Altezza braccio 60 cm.
- Cuscini seduta in poliuretano rivestiti in falda.
- Cuscini schienale in poliuretano rivestiti in falda.
- Piedi altezza 15 cm, disponibili in tutte le finiture metalliche presenti in collezione oppure in legno.
 - finitura legno: noce canaletto
- Gli elementi con angolo S/DP004, S/DT004, S/DP005, S/DT005 e S/D01 hanno il cuscino volante C0141 compreso nel prezzo.
- Cucitura speciale CUC 503B.

Wood legs finishes / Finiture piedi in legno:



Noce Canaletto



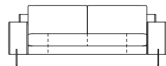
NOTES

- Dimensions: the first figure shows sizes in centimeters, the second in inches.
- Mixing above groups (Y - J) will create sectionals with different seat widths.
- Corner pieces S/D01, E36, S/DB036, S/DP036, S/DT036, E37, S/DB037, S/DP037 and S/DT037 are odd pieces and can be used with all above groups Y - J.
- Suggested pillows C0140 and C0141.
- Suggested headrest PG024.
- Please advise covers for A and B.

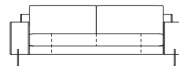
NOTE

- Dimensioni: la prima cifra indica i centimetri, la seconda cifra indica i pollici.
- Utilizzando elementi di famiglie diverse (Y - J) si avranno composizioni con sedute di larghezza diverse tra di loro.
- Gli elementi S/D01, E36, S/DB036, S/DP036, S/DT036, E37, S/DB037, S/DP037 e S/DT037 possono essere utilizzati indifferentemente con i gruppi Y - J.
- Cuscini consigliati C0140 e C0141.
- Poggiatesta consigliato PG024.
- Si prega di specificare i rivestimenti A e B.

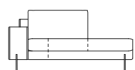
D2M
212 / 83"



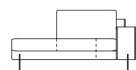
D3
232 / 91"



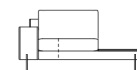
SP055
166 / 65"



DP055
166 / 65"



ST055
166 / 65"



DT055
166 / 65"

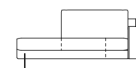


RIGHT OR LEFT
GLASS / CERAMIC / MARBLE TABLE

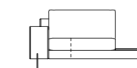
SP056
176 / 69"



DP056
176 / 69"



ST056
176 / 69"

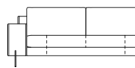


DT056
176 / 69"

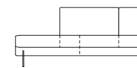


RIGHT OR LEFT
GLASS / CERAMIC / MARBLE TABLE

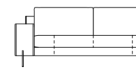
SP043
246 / 97"



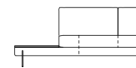
DP043
246 / 97"



ST043
246 / 97"

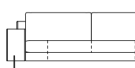


DT043
246 / 97"

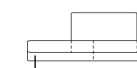


RIGHT OR LEFT
GLASS / CERAMIC / MARBLE TABLE

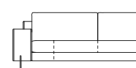
SP044
266 / 105"



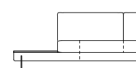
DP044
266 / 105"



ST044
266 / 105"



DT044
266 / 105"



RIGHT OR LEFT
GLASS / CERAMIC / MARBLE TABLE

Y

all items in group Y have the same seat width / tutti gli elementi del gruppo Y hanno lo stesso modulo di seduta

S10
80 / 31"



D10
80 / 31"



E14
160 / 63"



S12
106 / 42"



D12
106 / 42"



S02
186 / 73"



D02
186 / 73"



SP016
140 / 55"



DP016
140 / 55"



ST016
140 / 55"



DT016
140 / 55"



RIGHT OR LEFT
GLASS / CERAMIC / MARBLE TABLE

S30
106 / 42"



D30
106 / 42"



DEPTH 160 / 63"

SP018
220 / 87"



DP018
220 / 87"



ST018
220 / 87"



DT018
220 / 87"



RIGHT OR LEFT
GLASS / CERAMIC / MARBLE TABLE

SP004
256 / 101"



DP004
256 / 101"



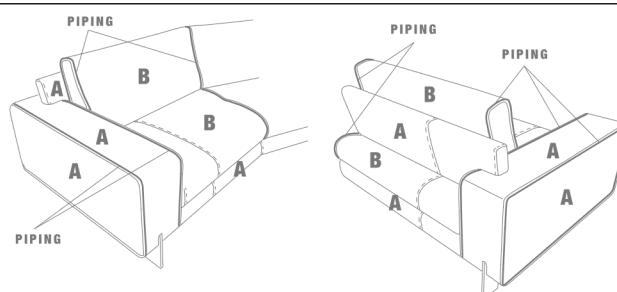
ST004
256 / 101"



DT004
256 / 101"



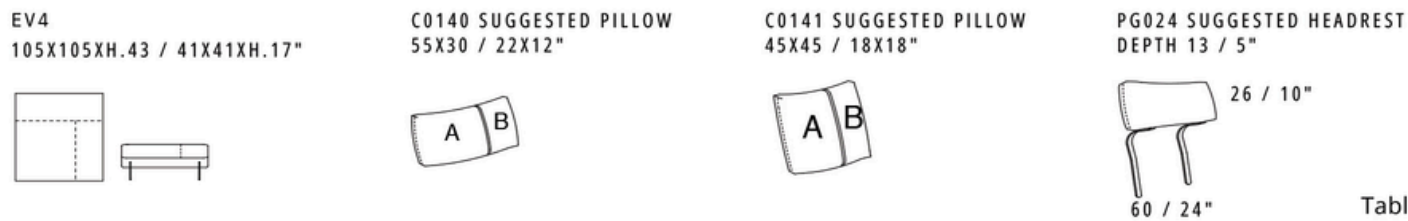
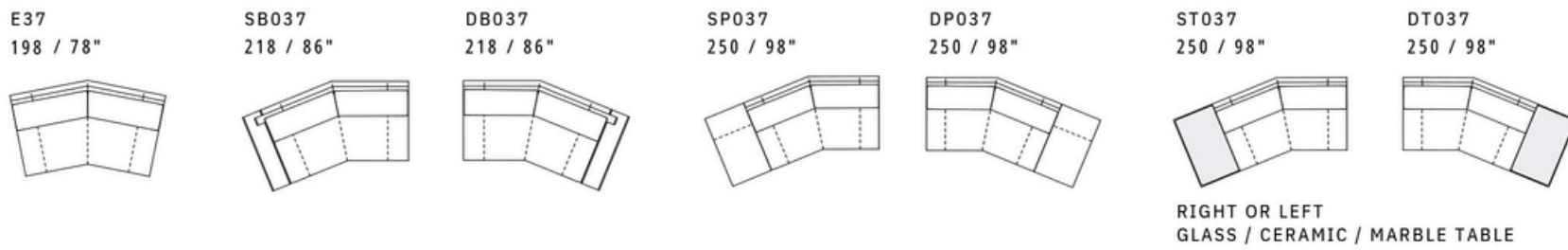
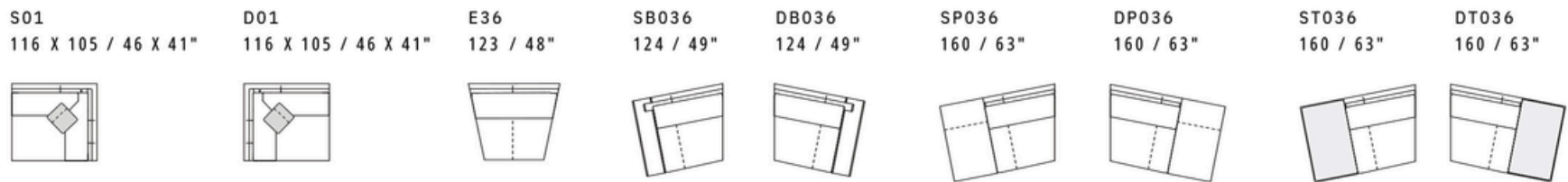
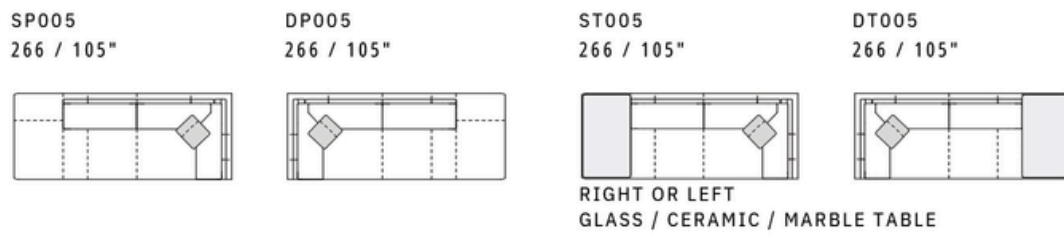
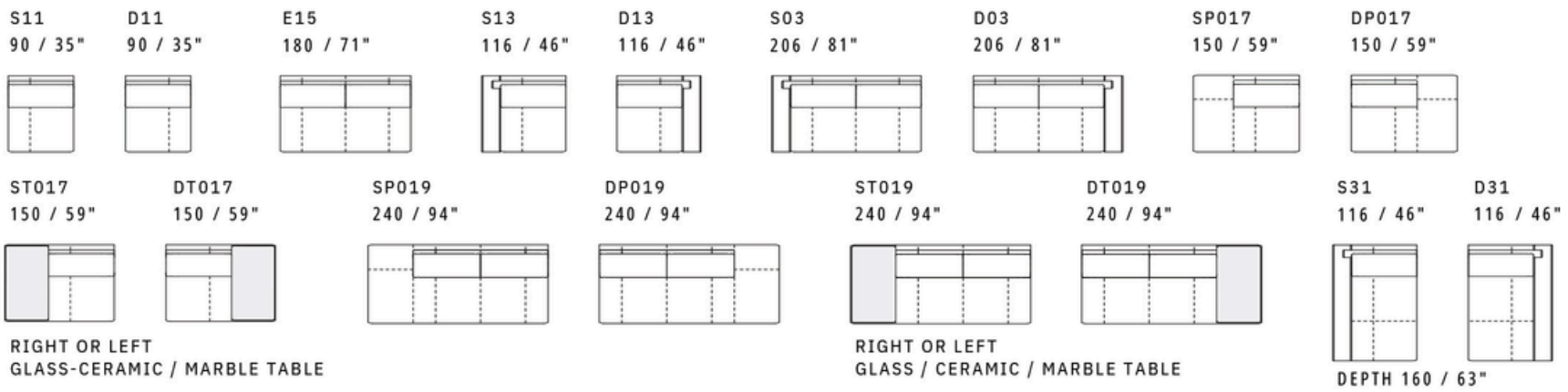
RIGHT OR LEFT
GLASS / CERAMIC / MARBLE TABLE



TOKYO

J

all items in group J have the same seat width / tutti gli elementi del gruppo J hanno lo stesso modulo di seduta



NOTES
Tables with back lacquered glass (black or white),
ceramic or marble top.