



SEQUEL® 20 LIFT DESKS

DESIGN **MATTHEW WEATHERLY**

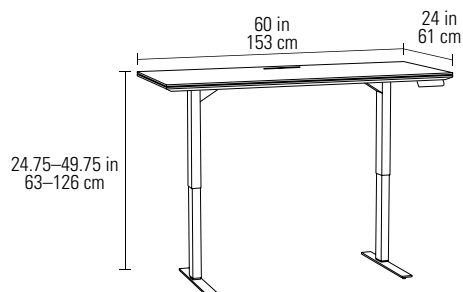
Setting a new standard for efficient and organized workspaces, the bar has been raised with the Sequel Lift Desks. These versatile, height-adjustable desks feature a powered leg system controlled by a digital, programmable keypad. Whether sitting, standing or somewhere in-between, the work surface is always at the perfect height. Partnering beautifully with the rest of the Sequel collection, the ergonomic Lift Desks are sure to elevate any workday.

- Satin-etched, black glass top provides a smooth work-surface
- Digital, programmable keypad can be installed on left or right of desk
- Optional keyboard storage drawer can be fitted to either desk and is lined with nonslip material
- Cable management system keeps wiring organized and out-of-sight



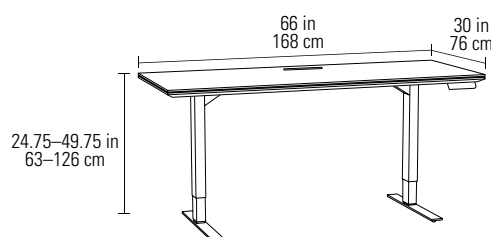
6151 LIFT DESK
(60" x 24" DESKTOP)

Dimensions 24.75–49.75H x 60 x 24 in
63–126H x 153 x 61 cm
Capacity 150 lbs | 68 kg
Weight 129 lbs | 59 kg



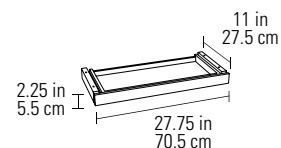
6152 LIFT DESK
(66" x 30" DESKTOP)

Dimensions 24.75–49.75H x 66 x 30 in
63–126H x 168 x 76 cm
Capacity 150 lbs | 68 kg
Weight 153 lbs | 70 kg



6159 KEYBOARD / STORAGE DRAWER

Dimensions 2.25H x 27.75 x 11 in
5.5H x 70.5 x 27.5 cm
Weight 10 lbs | 4.5 kg






PROGRAMMABLE DIGITAL KEYPAD



CABLE MANAGEMENT SYSTEM



PARTNERS WITH OTHER SEQUEL COMPONENTS



SUPPLIED MOUNTING KIT FOR POWER STRIP (NOT INCLUDED)




COMPATIBLE WITH THIRD-PARTY MONITOR ARMS



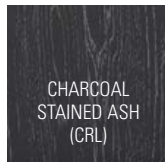
OPTIONAL DRAWER CAN BE ADDED TO EITHER DESK

STEEL
FINISH

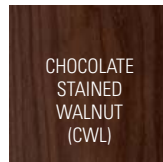


BLACK
(B)


WOOD
FINISH



CHARCOAL
STAINED
ASH
(CRL)



CHOCOLATE
STAINED
WALNUT
(CWL)



NATURAL
WALNUT
(WL)



The Lift Desk coordinates with BDI's Semblance collection