

## PILEUS

### Standard Features:

- Patented weight balanced mechanism
- Monofilament elastic webbing suspension
- Premium high-density, high-resiliency molded foam seat cushion encased in down
- Down encased cushioning
- Buttonless tufted back and seat cushion
- Semi-attached back cushion
- Tight seat cushion
- Single-needle top-stitch with thick thread
- Manual articulating headrest
- Limited lifetime warranty on frame and suspension
- Quick-ship delivery
- Ten-year warranty on mechanism

### Options:

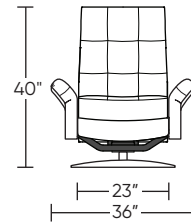
- Premium high-density, high-resiliency molded foam seat cushion encased in Trillium
- Trillium encased cushioning
- Wood disc base available in Dune, Ebony, Mink, or Oiled Ash finish
- Wood disc base available in Natural Walnut
- Metal disc base available in Brushed Stainless Steel
- Metal four star base available in Antique Brass, Burnished Bronze or Polished Nickel
- Four star base combining a metal foundation with sleek Natural Walnut accents
- Contrasting stitch detail available in Bermuda Green, Beige, Black, Brown, Charcoal, Cream, Espresso, Gold Brown, Grey, Lemon, Midnight Blue, and Scarlet thread color

Please use actual leather, fabric, Crypton®, Sunbrella® and Ultrasuede® swatches when specifying furniture as the colors shown may vary due to the printing process.

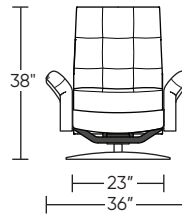
**Note:** Patterned fabrics not suggested for this style.

**Wall Clearance:** ST - 14", LG - 16", XL - 18"

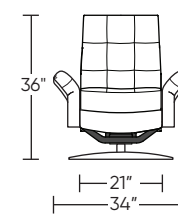
PLS-CHR-XL



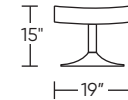
PLS-CHR-LG



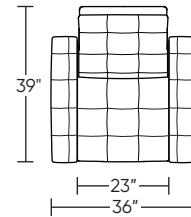
PLS-CHR-ST



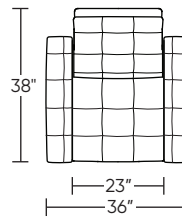
PLS-OTO-ST



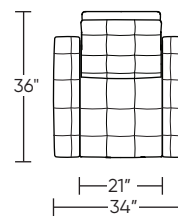
PLS-CHR-XL



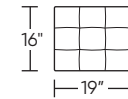
PLS-CHR-LG



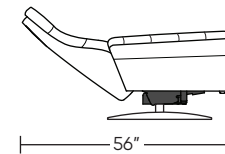
PLS-CHR-ST



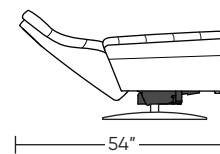
PLS-OTO-ST



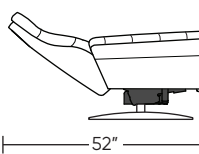
PLS-CHR-XL



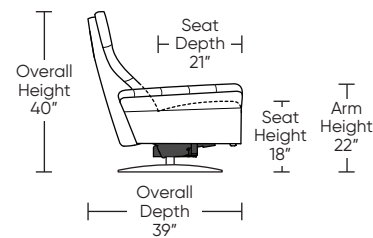
PLS-CHR-LG



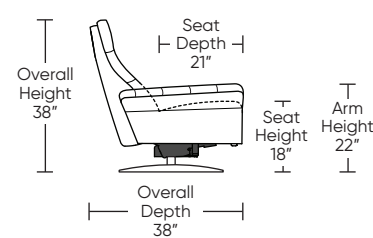
PLS-CHR-ST



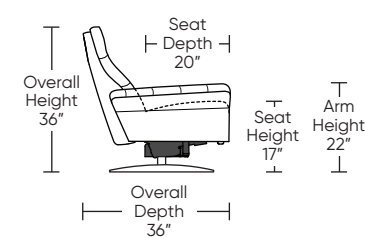
PLS-CHR-XL



PLS-CHR-LG



PLS-CHR-ST



Scale: 1/4 inch = 1 foot  
All dimensions are approximate and subject to change.  
Specify components from the sitting position.