

**NASH by JOHN MASCHERONI**

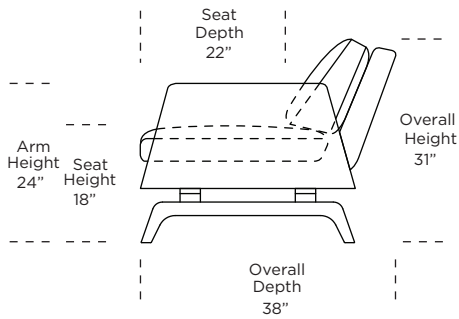
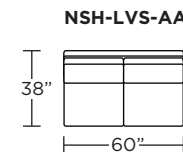
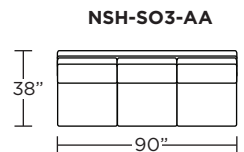
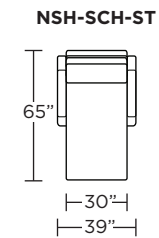
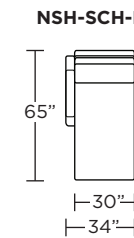
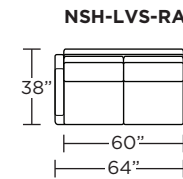
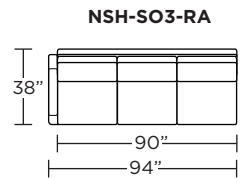
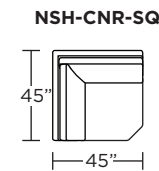
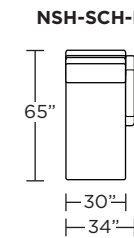
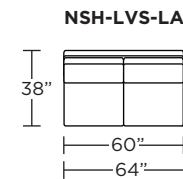
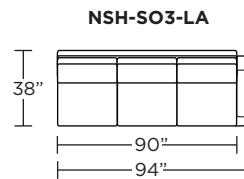
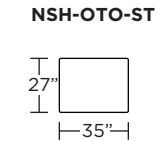
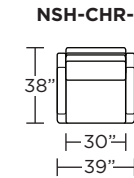
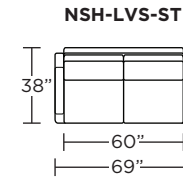
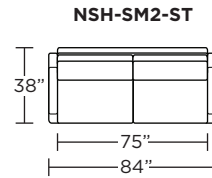
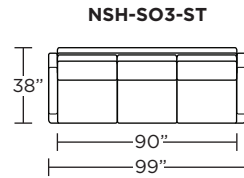
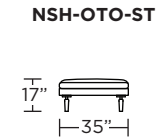
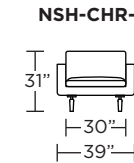
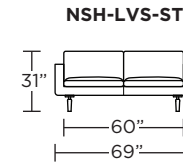
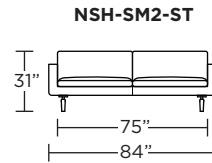
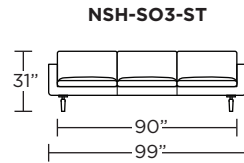
**Standard Features:**

- Advanced unidirectional suspension system
- Premium high-density, high-resiliency foam seats
- Loose back and seat cushions
- Single-needle top-stitch
- Limited lifetime warranty on frame and suspension
- Quick ship delivery

**Options:**

- Wood legs available in Dune, Ebony, Mink, or Oiled Ash finish
- Solid Natural Walnut wood legs available
- Contrasting back and seat cushions (two-tone) available
- Premium high-density, high-resiliency foam seats encased in down
- Premium high-density, high-resiliency foam seats encased in Trillium

*Please use actual leather, fabric, Crypton, Sunbrella and Ultrasuede swatches when specifying furniture as the colors shown may vary due to the printing process.*



Scale : 1/8 inch = 1 foot  
All dimensions are approximate and subject to change.  
Specify all components from the sitting position.