

# NANUM

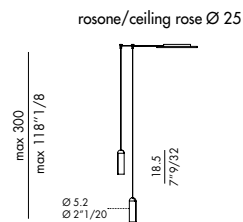
Design Archirivolto



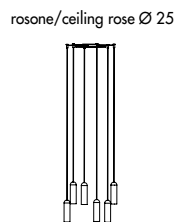
Nanum è la lampada a sospensione dallo stile minimale che però sa creare un effetto estetico di forte impatto impossibile da non notare entrando in una stanza. Le linee essenziali trovano la loro espressione nella forma di un cilindro arrotondato che all'estremità crea in composizione un interessante effetto scenico. La particolarità di questa lampada a sospensione è data dalla possibilità di realizzare sospensioni di varie grandezze e forme, rendendo Nanum versatile e adattabile. Potete scegliere di utilizzarla come singola calata come luce da lettura in camera o di combinare numerosi lampadari fino a 24 luci sopra ad un tavolo da soggiorno dalle dimensioni importanti: il risultato sarà fenomenale.

*Nanum is the suspension lamp with a minimal style which however knows how to create a strong aesthetic effect that is impossible not to notice when entering a room. The essential lines find their expression in the shape of a rounded cylinder which at the end creates an interesting scenic effect in the composition. The peculiarity of this suspension lamp is given by the possibility of creating suspensions of various sizes and shapes, making Nanum versatile and adaptable. You can choose to use it as a single drop as a reading light in the room or to combine numerous chandeliers with up to 24 lights above a large living room table: the result will be phenomenal.*

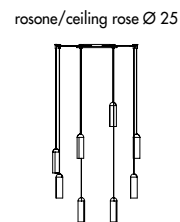
# Informazioni tecniche / Technical informations



**NANUM\_2**  
sospensione/pendant

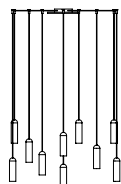


**NANUM\_6**  
sospensione/pendant



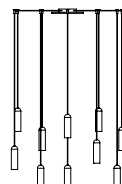
**NANUM\_8**  
sospensione/pendant

rosone/ceiling rose Ø 31



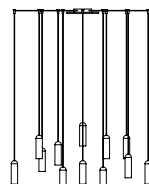
**NANUM\_10** sospensione  
(Per piano Ø 160 - 180)  
pendant (For top Ø 160 - 180)

rosone/ceiling rose Ø 31



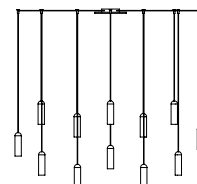
**NANUM\_10** sospensione  
(Per piano cm 200)  
pendant (For top cm 200)

rosone/ceiling rose Ø 31



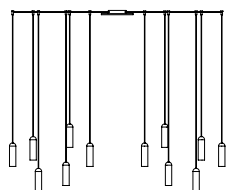
**NANUM\_12** sospensione  
(Per piano Ø 220)  
pendant (For top Ø 220)

rosone/ceiling rose Ø 31



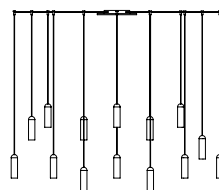
**NANUM\_12a** sospensione  
(Per piano cm 240)  
pendant (For top cm 240)

rosone/ceiling rose Ø 31



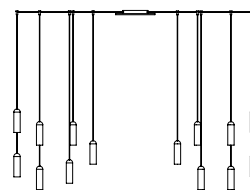
**NANUM\_12b** sospensione  
(Per piano cm 240)  
pendant (For top cm 240)

rosone/ceiling rose Ø 31



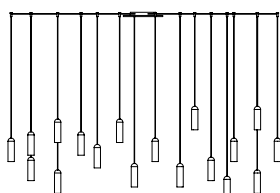
**NANUM\_14a** sospensione  
(Per piano cm 300 - 320)  
pendant (For top cm 300 - 320)

rosone/ceiling rose Ø 31



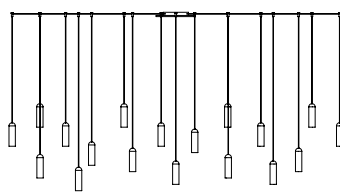
**NANUM\_14b** sospensione  
(Per piano cm 300 - 320)  
pendant (For top cm 300 - 320)

rosone/ceiling rose Ø 31



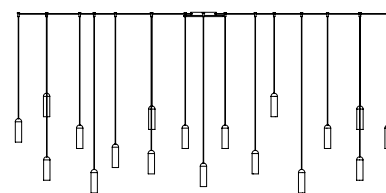
**NANUM\_18** sospensione  
(Per piano cm 340)  
pendant (For top cm 340)

rosone/ceiling rose Ø 31



**NANUM\_18** sospensione  
(Per piano cm 400)  
pendant (For top cm 400)

rosone/ceiling rose Ø 31



**NANUM\_18** sospensione  
(Per piano cm 460)  
pendant (For top cm 460)

**Lampada a sospensione a luce led con paralume in metallo verniciato.  
Possibilità di dimmerabilità con optional telecomando e ricevitore.**

Nero V01  
Titanio V04

**Pendant lamp with led light, lampshade in painted metal.  
Possibility of dimmability with optional remote control and receiver.**

Black V01  
Titanium V04

**Rosone a soffitto in metallo nero V01 e cavi neri.  
Lunghezza cavo: 3 mt.**

**Lampadina inclusa, no dimmerabile.**

**Ceiling rose in black V01 painted metal and  
black cables.**

**Cable lenght: 3 mt.**

**Bulb included, not dimmable.**