



WASSER'S  
DESIGN  
1911

LUMA™ STORAGE

# LUMA™ STORAGE

DESIGN **BDI DESIGN STUDIO**

Luma's storage solutions are designed to keep essentials organized and within reach, whether used in a workspace, living area, or beyond. The file pedestal and multifunction cabinet feature soft, curved edges and a modern design that pairs seamlessly with Luma desks—or stands beautifully on its own.


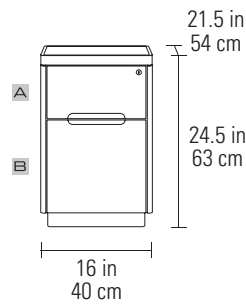
## 6727 FILE PEDESTAL

- Sliding top shelf
- Supply drawer
- Letter/legal file storage
- Locking drawers
- Finished on all sides

Overall Dimensions 24.5H x 16 x 21.5 in | 63H x 40 x 54 cm  
 Weight Capacity 50 lbs | 23 kg  
 Weight 77 lbs | 35 kg



- A Drawer**  
 Dimensions 6H x 12 x 17.5 in  
 15H x 30 x 45 cm  
 Capacity 10 lbs | 5 kg
- B Drawer**  
 Dimensions 11.5H x 12 x 17.5 in  
 29H x 30 x 45 cm  
 Capacity 40 lbs | 18 kg



### FLEXIBLE FILE STORAGE

The lower locking drawer keeps important documents organized and secure, with adjustable rails that accommodate both letter and legal-sized hanging files. A smooth soft-close mechanism ensures effortless operation, while maintaining the cabinet's clean, finished appearance.



### SOLID FUNCTION

The solid wood top panel glides forward on hidden slides, providing easy access to staplers, notepads, and other desktop essentials—right where you need them.

# LUMA™ STORAGE

## 6720 MULTIFUNCTION CABINET

- Satin-etched glass top
- Supply drawer with accessory tray
- Letter/legal file storage
- Locking drawers
- Sliding printer tray
- Rear access panel



Overall Dimensions 24.5H x 55 x 19 in | 63H x 140 x 49 cm  
 Weight Capacity 175 lbs | 79 kg  
 Weight 177 lbs | 80 kg

### A Printer Compartment


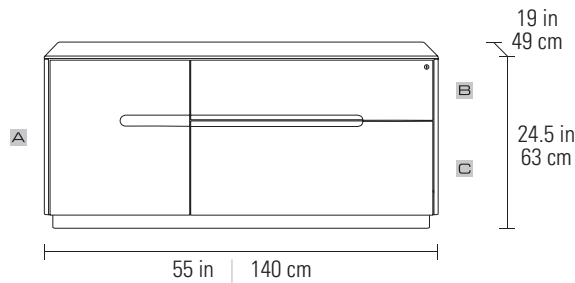
Dimensions 18H x 15.5 x 16.5 in  
 46H x 40 x 42 cm  
 Capacity 25 lbs | 11 kg

### B Drawer

Dimensions 5H x 31 x 11.5 in  
 13H x 80 x 30 cm  
 Capacity 30 lbs | 13 kg

### C Drawer

Dimensions 9H x 31.25 x 11.5 in  
 24H x 80 x 31 cm  
 Capacity 35 lbs | 15 kg



### ORGANIZED INSIDE AND OUT

The top drawer includes a removable metal accessory tray with a liner to secure small items. Both drawers lock securely with a single lock.



### SMART PRINTER ACCESS

The left compartment includes an adjustable glass shelf and a pull-out tray, providing full access to printers, all-in-ones, or shredders stored neatly inside the cabinet. A rear access panel allows for easy cabling.

# LUMA™ STORAGE



For product info and detailed specs, visit [bdiusa.com/luma](https://bdiusa.com/luma)