

Standard Features:

- Advanced unidirectional suspension system
- Premium high-density, high-resiliency foam seats
- Semi-attached fiber back cushion
- Double-needle top-stitch
- Welt detail on arms
- Manual push-back recline on all seats
- Limited lifetime warranty on frame and suspension
- Ten-year warranty on mechanism
- Quick-ship delivery

Options:

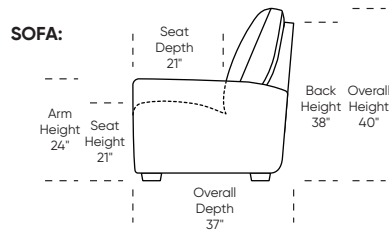
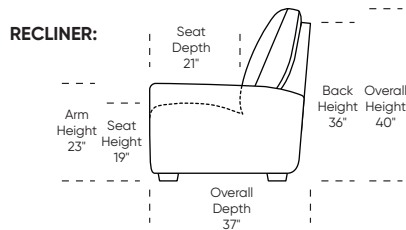
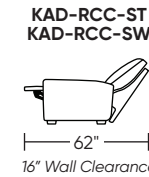
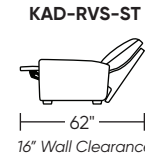
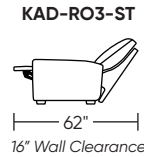
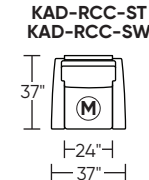
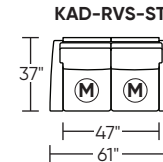
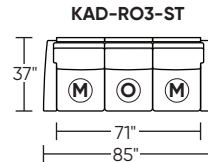
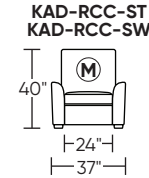
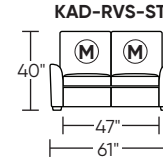
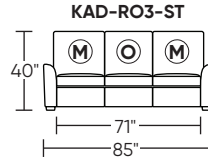
- Premium high-density, high-resiliency foam seats encased in down with semi-attached down back cushions
- Extra-firm premium high-density, high-resiliency foam seats encased in down with semi-attached down back cushions
- Extra-firm premium high-density, high-resiliency foam seats with semi-attached fiber back cushions
- Premium high-density, high-resiliency spring foam seats with semi-attached fiber back cushions
- Premium high-density, high-resiliency spring foam seats encased in down with semi-attached down back cushions
- Premium high-density, high-resiliency foam seats encased in Trillium with semi-attached Trillium back cushions
- Wood legs available in Dune, Ebony, Mink, or Oiled Ash finish

Additional Power Options:

- Motorized recliner* with an in-arm control panel that is easy to use and includes a USB charging port
- Available on seats with an arm (Right and left arms on RO3, both seats on RVS)
- RO3 middle seat has Power, Manual, or Stationary options
- Motor and electronics have a limited three-year warranty
- Lithium-ion battery pack available
- Battery pack has a one-year warranty

**Recommended to use a battery pack with the motorized swivel recliner KAD-RCC-SW because of its low profile and swivel function. Plugging it into the wall is not advised.*

Please use actual leather, fabric, Crypton®, Sunbrella® and Ultrasuede® swatches when specifying furniture as the colors shown may vary due to the printing process.



MOTION LEGEND:

Ⓜ = Motion* only

Ⓞ = Optional motion* or stationary

***Manual and Power motion available**

V01.14.26

Scale: 1/8 inch = 1 foot
 All dimensions are approximate and subject to change.
 Specify components from the sitting position.