



# CORRIDOR®

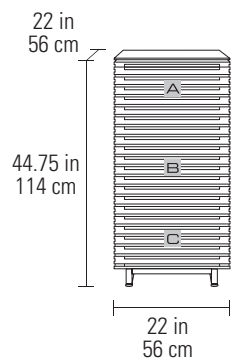
DESIGN **MATTHEW WEATHERLY**

This award-winning collection includes an array of storage + media cabinets. Beautifully engineered with a wealth of user-friendly features like adjustable shelves, hidden wheels, and easy-access back panels. The design features a satin-etched glass top surface and louvered doors that allow a speaker's sound or a remote control's signal to pass through.

## 8172 AUDIO TOWER

- Two adjustable compartments, with dedicated top media storage shelf
- Satin-etched black glass top conceals a power management compartment
- Lower compartment can be arranged for album storage
- Ventilation through door, shelves and back panels allows heat to escape

Recommended TV Size	N/A
Dimensions	44.75H x 22 x 22 in   114H x 56 x 56 cm
Component Capacity	4-6
Number of Adjustable Shelves	3
Adjustable Shelf Increments	1.25 in   32mm; 3 positions
Base Height	4.75 in   12 cm
Top Shelf Capacity	50 lbs   23 kg
Weight	127 lbs   58 kg



**A Media Shelf**

Dimensions	5.H x 20.25 x 5.75 in 13H x 52 x 15 cm
Shelf Capacity	25 lbs   11 kg

**B Upper Component Compartment**

Dimensions	17.25H x 20.25 x 20.25 in 44H x 52 x 51.5 cm
Adjustable Shelf Increments	1.25 in   32mm; 8 positions
Adjustable Shelf Capacity	50 lbs   23 kg
Bottom Shelf Capacity	50 lbs   23 kg

**C Lower Component Compartment**

Dimensions	13.5H x 20.25 x 14 in 34H x 52 x 35.5 cm
Adjustable Shelf Increments	1.25 in   32mm; 4 positions
Adjustable Shelf Capacity	50 lbs   23 kg
Bottom Shelf Capacity	100 lbs   45 kg



Door can be positioned to open from left or right



The tower's top is the ideal home for a turntable and the lower section can be configured for album storage

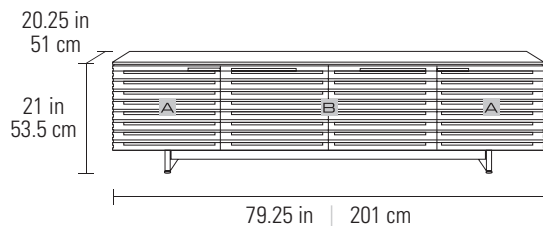


Satin-etched glass top conceals a compartment to contain a power strip

## 8173 LOW MEDIA CABINET

- Low profile design complements use with larger TVs
- Center compartment's shelf accommodates many soundbars
- Side component compartments include an adjustable shelf

Recommended TV Size	up to 85"
Dimensions	21H x 79.25 x 20.25 in 53.5H x 201 x 51 cm
Component Capacity	6-9
Number of Adjustable Shelves	3
Adjustable Shelf Increments	1.25 in   32 mm; 3 positions
Base Height	4.75 in   12 cm
Top Shelf Capacity	175 lbs   80 kg
Weight	208 lbs   94 kg



### A Side Compartments

Dimensions	13H x 19 x 18.25 in 33.5H x 48 x 46.5 cm
Adjustable Shelf Capacity	50 lbs   23 kg
Bottom Shelf Capacity	100 lbs   45 kg

### B Center Compartment

Dimensions	13H x 38 x 15.75 in 33.5H x 97 x 40 cm
Adjustable Shelf Capacity	50 lbs   23 kg
Bottom Shelf Capacity	100 lbs   45 kg



Removable back panels provide easy access to cables and connections

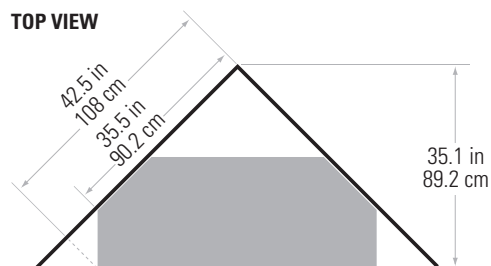
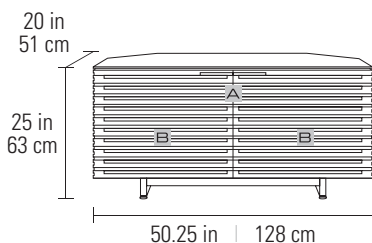


Center compartment accommodates a soundbar up to 38.1 in | 97 cm wide

## 8175 CORNER MEDIA CABINET

- Top fixed shelf accommodates a soundbar or components
- Lower shelves adjust to accommodate components and media
- For security, 8175 is not available with wheels

Recommended TV Size	up to 55"
Dimensions	25H x 50.25 x 20 in   63H x 128 x 51 cm
Component Capacity	5-8
Number of Adjustable Shelves	3
Adjustable Shelf Increments	1.25 in   32 mm; 4 positions
Base Height	4.25 in   11 cm
Top Shelf Capacity	175 lbs   80 kg
Weight	140 lbs   64 kg



### ▲ Top Speaker/Component Compartment

Dimensions	
Component Use	6.75H x 17.75-23.75 x 15 in 17.5H x 45.5-60.5 x 38 cm
Speaker Use	6.75H x 48.5 x 8.25 in 17.5H x 123 x 21 cm
Fixed Shelf Capacity	50 lbs   23 kg

### ■ Lower Compartments


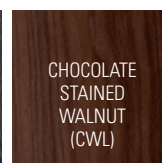
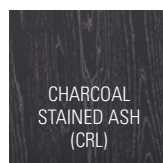
Dimensions	10H x 15-23.75 x 18.25 in 25.5H x 38.5-60.5 x 46.5 cm
Adjustable Shelf Capacity	50 lbs   23 kg
Bottom Shelf Capacity	75 lbs   34 kg



Tapered panels allow model 8175 to fit neatly into corners

### FEATURES

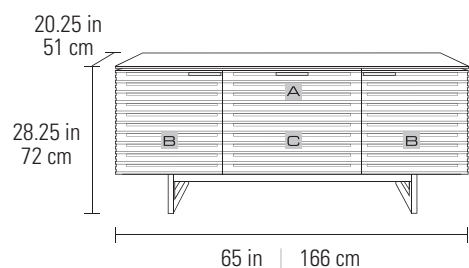
- Acoustically Transparent Doors
- Adjustable Shelves
- Cable Management System
- Hidden Wheels (except 8175)
- IR-Friendly Doors
- Removable Back Panels
- Soundbar Shelf
- TV Safety Strap



## 8177 MEDIA CONSOLE

- Cabinet includes a fixed full-width shelf for a soundbar or components
- Center panel pulls out to reveal a media storage drawer

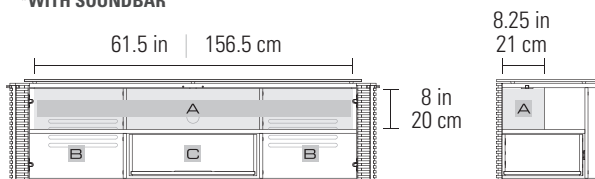
Recommended TV Size	up to 70"
Dimensions	28.25H x 65 x 20.25 in 72H x 166 x 51 cm
Component Capacity	6-9
Adjustable Shelf Increments	N/A
Base Height	8.5 in   21.5 cm
Top Shelf Capacity	150 lbs   69 kg
Weight	204 lbs   93 kg



### A Top Shelf / Speaker Compartment

Dimensions	
*with Soundbar	8H x 61.5 x 8.25 in 20H x 156.5 x 21 cm
*without Soundbar	8H x 25.5 x 16 in 20H x 65 x 40.5 cm
Bottom Shelf Capacity	75 lbs   34 kg

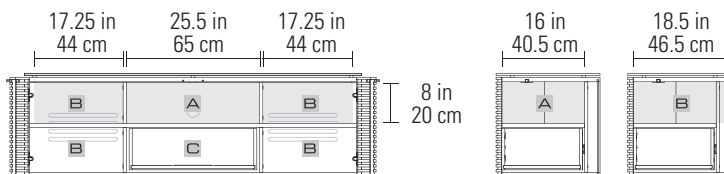
#### \*WITH SOUNDBAR



### B Side Compartments


Dimensions	8.5H x 17.25 x 18.5 in 22H x 44 x 46.5 cm
Bottom Shelf Capacity	75 lbs   34 kg

#### \*\*WITHOUT SOUNDBAR



### C Center Drawer

Dimensions	7.25H x 23.25 x 14.25 in 18.5H x 59 x 36.5 cm
Drawer Capacity	40 lbs   18 kg



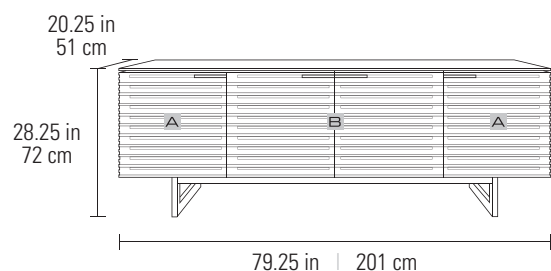
Corridor 8177 features a full-length top shelf for use with a soundbar or components. The center drawer pulls out for easy access to concealed media storage.

Optional lower leg kit for Corridor 8177 & 8179. Height of lower legs is 4.75 in | 12 cm, reducing overall height by 3.75 in | 9.5 cm.

## 8179 MEDIA CONSOLE

- Four-door console with three inner compartments
- Center compartment can accommodate a small soundbar
- Side compartments include an adjustable shelf

Recommended TV Size	up to 85"
Dimensions	28.25H x 79.25 x 20.25 in 72H x 201 x 51 cm
Component Capacity	8-12
Number of Adjustable Shelves	3
Adjustable Shelf Increments	1.25 in   32 mm; 7 positions
Base Height	8.5 in   21.5 cm
Top Shelf Capacity	175 lbs   80 kg
Weight	216 lbs   98 kg



### A Side Compartments

Dimensions	17.25H x 19 x 18.25 in   44H x 48 x 46.5 cm
Adjustable Shelf Capacity	50 lbs   23 kg
Bottom Shelf Capacity	100 lbs   45 kg

### B Center Compartment

Dimensions	17.25H x 38 x 16 in   44H x 97 x 40.5 cm
Adjustable Shelf Capacity	50 lbs   23 kg
Bottom Shelf Capacity	100 lbs   45 kg



Center doors conceal an adjustable shelf for use with a speaker up to 38.1 in | 97 cm wide



Hidden wheels allow the cabinet to be rolled away from the wall for easy access to the back of components



Optional lower leg kit for Corridor 8177 & 8179. Height of lower legs is 4.75 in | 12 cm, reducing overall height by 3.75 in | 9.5 cm