



# CONTINUUM™

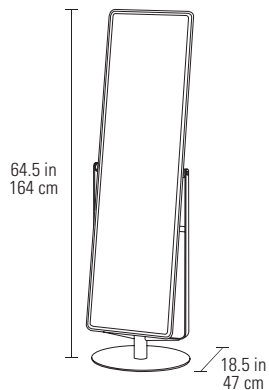

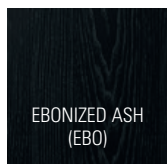
DESIGN **MATTHEW WEATHERLY**

Rotating on its swivel base, Continuum features a full-length mirror floating within a solid wood beveled perimeter.

## 3472 STANDING MIRROR

Dimensions 64.5H x 18.5 x 18.5 in | 164H x 47 x 47 cm

Weight 64 lbs | 29 kg



Continuum features a beveled wood panel floating within a sturdy steel frame, rotating a full 360° on its weighted base.