



CENTRO™ LIFT DESKS

DESIGN **MATTHEW WEATHERLY**

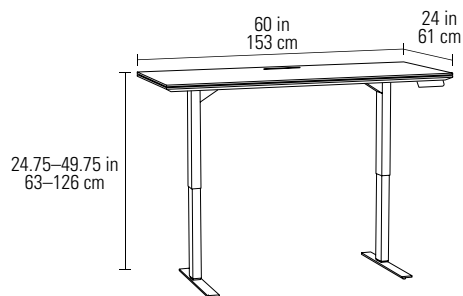
The Centro Lift Desks provide a versatile work space at the touch of a button. Whether sitting, standing, or somewhere in between, these height-adjustable desks can be positioned for maximum comfort and work efficiency.

- Grey, micro-etched top provides a smooth work surface, accented with a satin white beveled panel beneath it
- Digital, programmable keypad can be installed on left or right of desk
- Optional keyboard storage drawer can be fitted to either desk and is lined with nonslip material
- Cable management system keeps wiring organized and out-of-sight
- A power strip can be mounted under the desk to minimize excess wires (power strip not included)



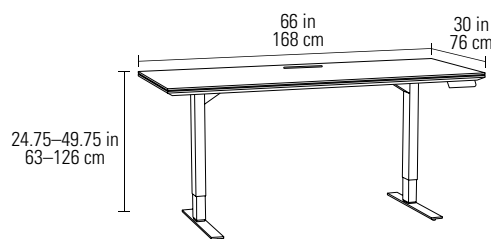
6451-2 LIFT DESK
(60" x 24" DESKTOP)

Dimensions 24.75–49.75H x 60 x 24 in
63–126H x 153 x 61 cm
Capacity 150 lbs | 68 kg
Weight 127 lbs | 58 kg



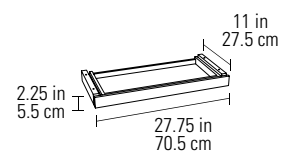
6452-2 LIFT DESK
(66" x 30" DESKTOP)

Dimensions 24.75–49.75H x 66 x 30 in
63–126H x 168 x 76 cm
Capacity 150 lbs | 68 kg
Weight 156 lbs | 71 kg



6459-2 KEYBOARD / STORAGE DRAWER

Dimensions 2.25H x 27.75 x 11 in
5.5H x 70.5 x 27.5 cm
Weight 10 lbs | 4.5 kg





PROGRAMMABLE DIGITAL KEYPAD



CABLE MANAGEMENT SYSTEM



PARTNERS WITH OTHER CENTRO COMPONENTS



CABLE MANAGEMENT LEDGE



COMPATIBLE WITH THIRD-PARTY MONITOR ARMS



OPTIONAL DRAWER CAN BE ADDED TO EITHER DESK

SATIN WHITE/
 GREY GLASS TOP

