

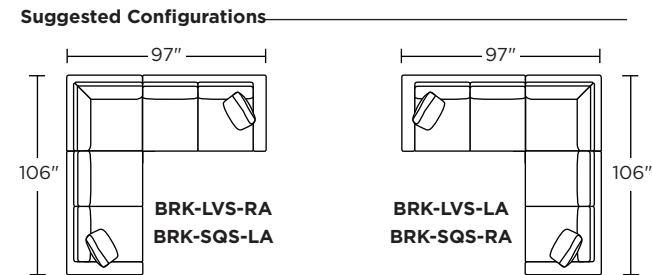
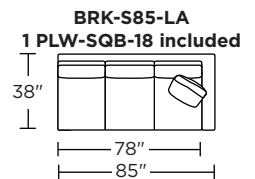
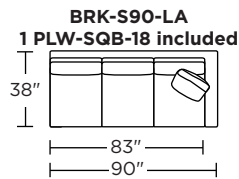
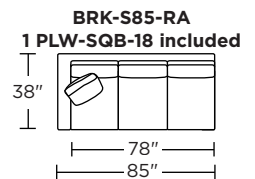
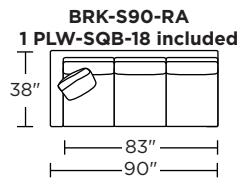
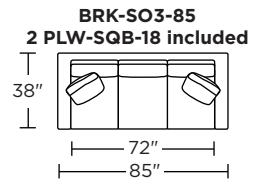
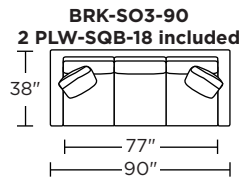
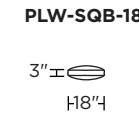
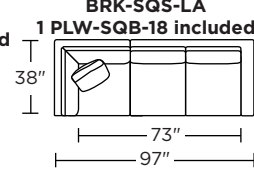
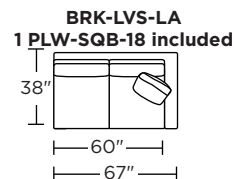
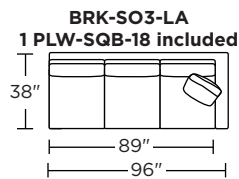
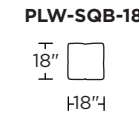
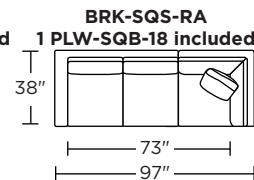
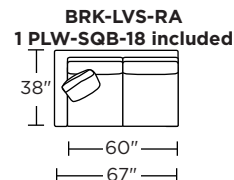
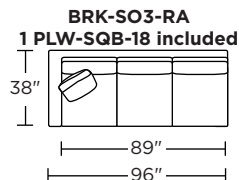
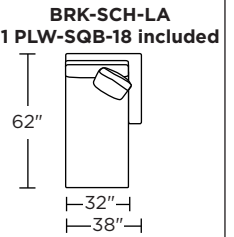
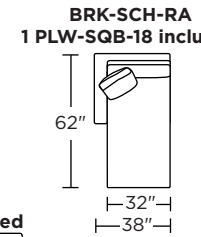
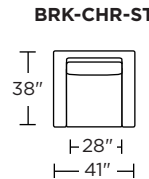
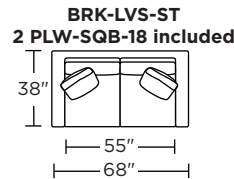
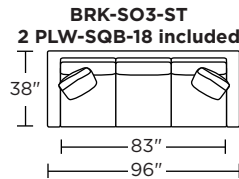
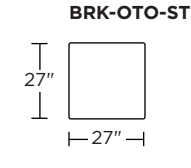
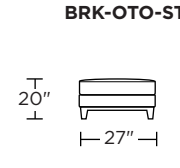
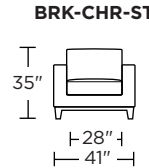
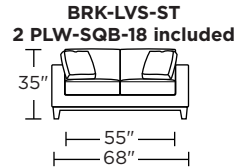
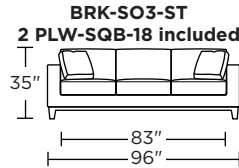
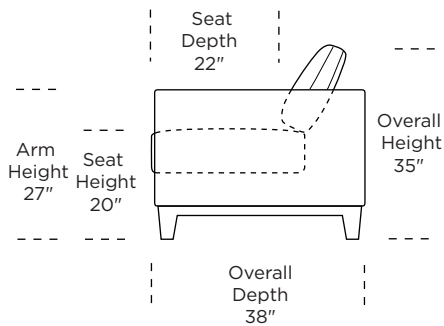
Standard Features:

- Advanced unidirectional suspension system
- Premium high-density, high-resiliency foam seats
- Welt cord trim
- Loose back and seat cushions
- Single-needle top-stitch
- PLW-SQB-18 measures 18" x 18"
- Limited lifetime warranty on frame and suspension
- Quick-ship delivery

Options:

- Wood base available in Dune, Ebony, Mink, or Oiled Ash finish
- Extra firm premium high-density, high-resiliency foam seats
- Premium high-density, high-resiliency foam encased in down seats
- Contrasting back cushion and seat available:
If two grades are selected, price at higher grade
- Specify down toss pillow in any leather or fabric
- For additional pillows order PLW-SQB-18

Please use actual leather, fabric, Crypton®, Sunbrella® and Ultrasuede® swatches when specifying furniture as the colors shown may vary due to the printing process.



Due to size of leather hides, your furniture will have seams on the front, back and sides. For more information please contact your sales representative.

A. Front B. Back C. Sides

*Dotted line indicates where seams may be located.

Scale: 1/8 inch = 1 foot
All dimensions are approximate and subject to change.
Specify components from the sitting position.