

Standard Features:

- Advanced unidirectional suspension system
- Premium high-density, high-resiliency foam seat cushions
- Tight back and seat
- Double-needle top-stitch
- Limited lifetime warranty on frame and suspension
- Quick-ship delivery

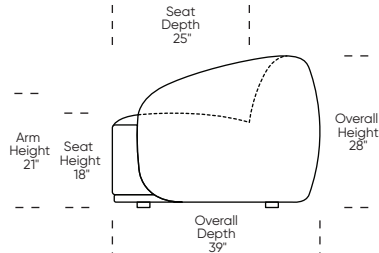
Options:

- Contrasting cover available (three tone):
 - Color 1 - Body (Back and Arms, dictates cost)
 - Color 2 - Seat Cushion
 - Color 3 - Seat Base
 - Color 4 - Pillow (CH2-ST/CH2-SW/SCS-RA/SCS-LA only)

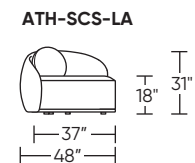
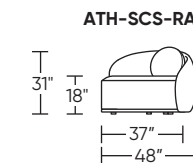
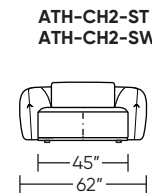
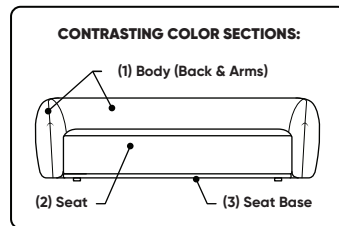
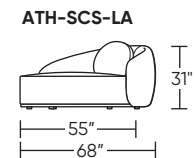
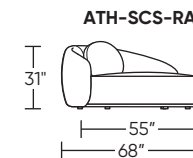
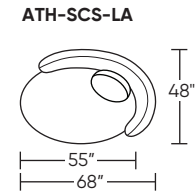
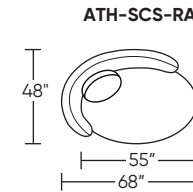
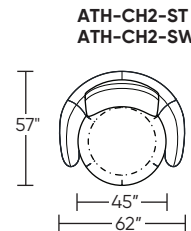
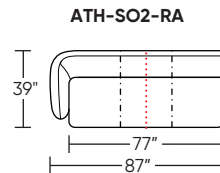
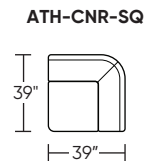
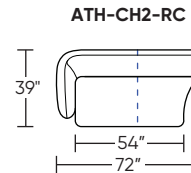
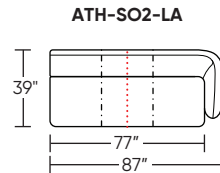
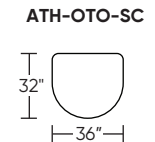
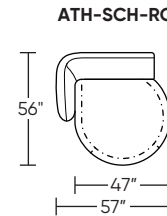
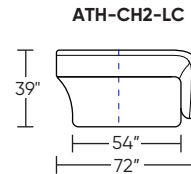
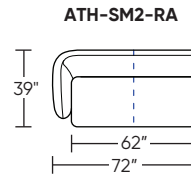
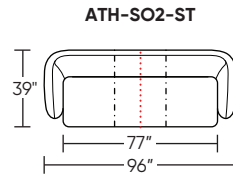
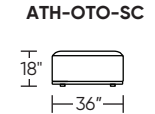
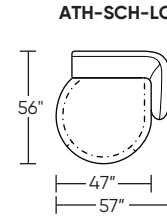
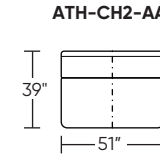
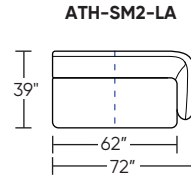
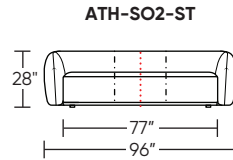
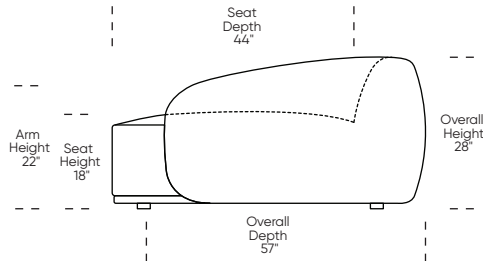
Leg height is 1"

Please use actual leather, fabric, Crypton®, Sunbrella® and Ultrasuede® swatches when specifying furniture as the colors shown may vary due to the printing process.

SOFA/MODULAR:



CH2-ST & CH2-SW:



Note: Dashed line (- - -) indicates seam on leather, Ultrasuede® and up the roll fabrics. Dotted line (.....) indicates seam on up the roll fabrics. Alternating line (- · - · -) indicates seam on leather and Ultrasuede®.

V04.1725

Scale: 1/8 inch = 1 foot
All dimensions are approximate and subject to change.
Specify components from the sitting position.